




BZ 2017 Setup sheet

Date: _____ City: _____ Track: _____
 Driver: _____ Best lap: _____ Final position: _____

Body: _____
 Wheel Base: 90 / 94 / 98
 Motor: _____
 Spur gear: _____
 Pinion gear: _____
 Gear ratio: _____
 Battery: _____
 Servo: _____
 Weight: _____

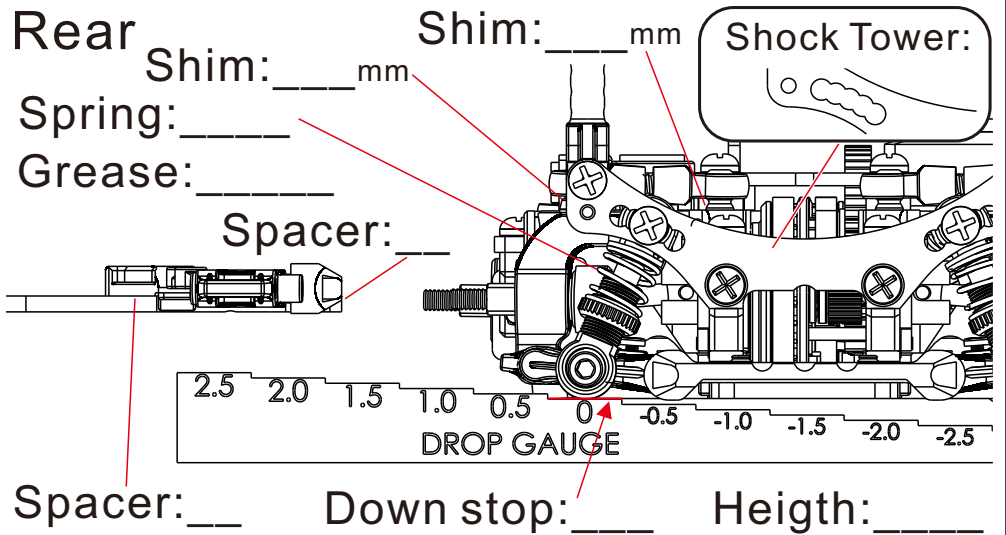
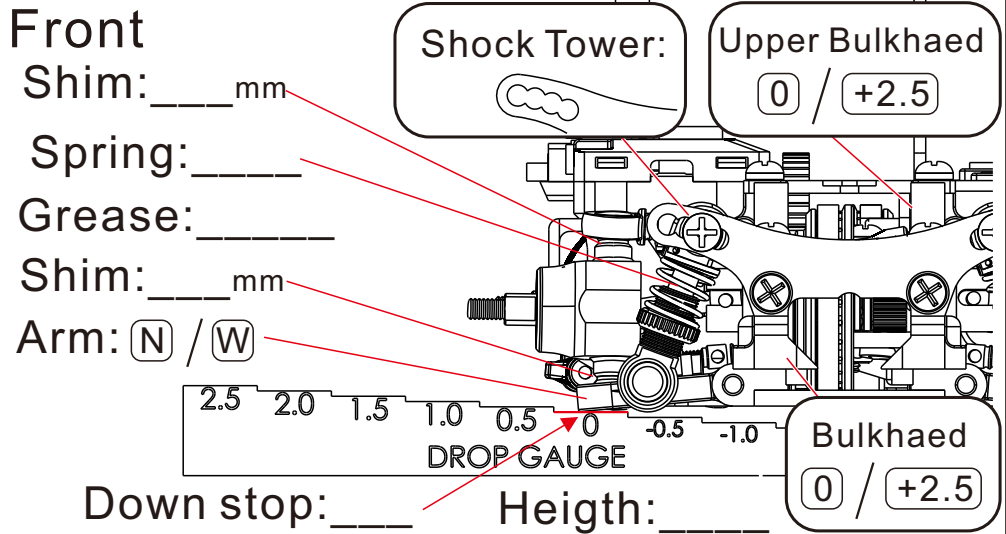


Speed controller

Program card setup

1. Running Mode(1~3) _____
2. Low Voltage Cut-Off(1~6) _____
3. Over-heat protection(1~2) _____
4. Neutral Range(1~3) _____
5. Start Mode (punch)(1~9) _____
6. Max. Forward Force(1~5) _____
7. Max. Reverse Force(1~4) _____
8. Max. Brake Force(1~5) _____
9. Drag Brake Force (1~8) _____
10. Initial Brake Force(1~4) _____
11. Timing(1~8) _____

Note: _____



toe in mount: __ Dot Camber: F ___ / R ___ Caster: _____

